

✓ // Words from the Passage:



Molly



Love




Camping




Alpaca




Apples



Trail



Lake



Flashlight



Flowers



Follow



Close



Laugh



Marshmallows

// Sound Articulation Activities

Aligned Standards:

- **SL.1.1** – Participate in collaborative conversations
- **SL.1.2** – Ask and answer questions about key details
- **SL.1.4** – Describe people, places, and events with clear articulation

1. Light the Trail (// Word Hunt)

Goal: Practice identifying and saying // words in context

Materials:

- Printable trail map or path
- // word picture cards (e.g., lake, flashlight, flower)

How to Play:

1. “Light” the trail using a toy flashlight or paper cutout.
2. As students walk the trail, they stop at each // word and say it.
3. Challenge: Use it in a phrase like “Follow the trail to the lake.”

2. Laugh and Repeat Game

Goal: Practice // in repetition and turn-taking

How to Play:

1. Sit in a circle. Start a “laugh and repeat” chain:

- “Molly loves apples.”
 - Next student repeats and adds another: “Molly loves apples and lakes.”
2. Continue until someone forgets the list—start again with new // words.
-

3. Molly's Lost Trail – Mini Story Retell

Goal: Use multiple // words in retelling

Materials:

- Story cards or sequence cards from the original passage
- // word list as visual support

How to Play:

1. Students retell what happened when the friends got lost.
 2. Challenge: Use at least 3 // words like *lost*, *looked*, and *follow*.
 3. Encourage expressive language with complete sentences.
-